

Our Architectural Facades Skyline Balcony Range feature cutting-edge technology which is focused on setting new standards in balcony design. Our teams have strived to remove problems previously associated with balcony systems, including water drainage, water penetration and stagnant water issues.

## Key Benefits

### – Sustainable

The Architectural Facades Skyline Balcony Range is an environmentally friendly option due to the circa 99% aluminium content. DNV-GL Certified by our raw material supplier according to the ISO 14064, the aluminium used is also produced through renewable energy sources.

### – Quality Assured




All production checks, from initial aluminium extrusion through to final fabrication, are registered through the inspection management software, iAuditor; generating full digital traceability reports or a 'product passport' for each individual balcony produced.

### – Innovative

Beginning with the highest quality aluminium and meticulously designed metal extrusion dies, the Architectural Facades Skyline Balcony Range prioritises innovation and accuracy from start to finish, where complex components are ultimately connected to exact tolerances using precision engineering.

### – Tested

We have run independent testing, carried out by a UKAS accredited third party. These tests include: Load Test, Balustrade Test, Balustrade Impact Testing, Vibration/Dynamic Testing, Plastic Deformation Test and Rain Water Test, and were in line with all legislation and BS8579 guidance.



## Our Standard Balcony Dimensions

Depth		Width	m <sup>2</sup>
3000mm	x	1500mm	4.5m <sup>2</sup>
3500mm	x	1500mm	5.25m <sup>2</sup>
3000mm	x	1800mm	5.4m <sup>2</sup>
3000mm	x	2000mm	6.0m <sup>2</sup>
3600mm	x	1800mm	6.48m <sup>2</sup>
3300mm	x	2200mm	7.26m <sup>2</sup>
4200mm	x	2200mm	9.24m <sup>2</sup>
4500mm	x	2000mm	9.0m <sup>2</sup>
5200mm	x	1800mm	9.36m <sup>2</sup>
4500mm	x	2200mm	9.9m <sup>2</sup>
5200mm	x	2200mm	11.44m <sup>2</sup>

Bespoke dimensions can be discussed with our technical teams, get in touch to find out more.

## Colours and Finishes

Our standard balcony designs are completed with aluminium spindle balustrades, with alternate designs and materials in development.

To complement any facade, we offer the highest quality of polyester powder coated (PPC) paints in the full range of RAL colours, as well as anodised and anodic-look finishes. All finishes can be adapted to suit your project demands, including marine environments and bespoke requirements.

